

1. Practice the open triad voicings shown on the page below in all keys and on all stringpairs. The stringpair shown on the PDF – document is:

6 – 4 – 3

but you can try to play the voicings on the two other stringpairs:

5 – 3 – 2 and
4 – 2 – 1

2. Try to find triads where you can use open strings. F.ex. play an open E Triad on the stringpair 6-4-3 and use the b- and the e string as well. Experiment with different triads and open strings or if you like to you can change the tuning of your strings.

3. Check out Mick Goodricks Book: „The Advancing Guitarist“. In the chapter „materials“ he examines triads and shows a lot of possibilities how to practice them.

4. Find some chords and try to do some voiceleading. The common tone must remain in the same voice: bass, middle or top. The other notes move in the possible smallest steps (half-tone, whole-tone, minor third.)





A majeur

V.



			3
5			
			1

VII.

		5	
	1		
			3

XII.

			1
3			
			5



A minor

V.


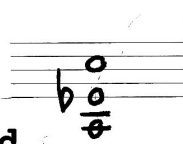
		m	
5			
			1

VII.

		5	
	1		
			m

XII.

			1
m			
			5



A

diminished

V.


		m	
b5			
			1

VII.

		b5	
	1		
			m

XII.

			1
m			
			b5



A

augmented

V.

			3
#5			
			1

VII.

		#5	
	1		
			3

XII.

			1
3			
			#5

I. ROADSIDE DISTRACTION (1)

Aaron Parks

F A^b B^b D^b F A^b B^b Bmaj7#11

F/C A^b/C B^b D^b/A^b F/A A^b B^b/F Bmaj7#11

→ try to do your own voice-leading :

F A^b B^b D^b F A^b B^b B^Δ7#11

II. Strange Meeting (2)

Bill Frisell

Cm D/F# A^bmaj7 A^bmaj7

A^b o A^b o Cm Cm

→ try to do your own voice-leading :

Cm D/F# A^bΔ7 A^bΔ7 A^bo A^bo Cm Cm